


OCULUS HMC ANOMALOSCOPE



THE OCULUS HEIDELBERG MULTI COLOR ANOMALOSCOPE



Summary

The HMC (Heidelberg Multi-Color) Anomaloscope is a microprocessor-controlled device for precision diagnosis of color vision in the red/green area (Rayleigh equation) and in the blue/green area (Moreland equation) with integrated automatic neutral adaptation. Years ago, the Oculus company developed the widely-used Heidelberg Anomaloscope with the red/green equation of Rayleigh, working in close collaboration with the University Eye Clinic of Heidelberg and Professor Hermann Krastel, MD.

This development continued in ongoing, close consultation with the Heidelberg Clinic. Now the newest generation of the HMC Anomaloscope has been supplemented by the Moreland equation (blue/green) in direct cooperation with Professor Moreland himself. High-quality technology and electronics from Oculus in the elegantly styled design are signs of quality in every respect. Special consideration was given during development to ergonomic design for both the patient and the examiner.

The Features in Detail


Multi-color Anomaloscope for diagnosis of color vision

- Red/green with the Rayleigh equation
- Blue/green with the Moreland equation
- The HMC Anomaloscope meets the latest requirements of DIN-Norm No. 6160
- Suitable for color vision tests in compliance with ordinances regulating the issuance of drivers licenses
- Adjustable automatic neutral adaptation (comparable to a standard "C" light source) during observation of the test field
- Observation of the test field with a standard angle of 2°
- Technical principle: color adaptation in the unit is based on the principle of additive mixing of colors
- Ergonomic design: an inclinable tube permits optimum, non-fatiguing viewing
- The control knobs are arranged analogously to the test field, thus simplifying allocation

SCOPE

The Anomaloscope and the Control Unit

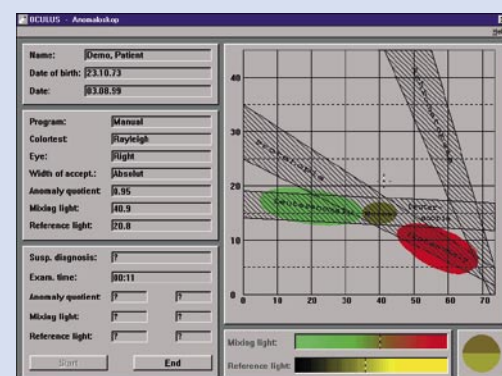
In addition to the basic equipment of the HMC Anomaloscope including the testing unit with its adjustable hinged tube you can order a control unit with display. The program dialogue takes place via keyboard and a 4-line display (LCD). Operation of the unit is uncomplicated and easy to understand. The quotient of anomaly and the matching range are shown directly. Documentation of the examination is carried out with a special test form.



The Anomaloscope and its Software

The HMC Anomaloscope comes with a comprehensive software module (Windows™-compatible) and a serial interface cable to communicate with a PC or laptop. This gives you the possibility of storing and incorporating patient data and examination results as well as comparing them. This software can also be integrated into conventional software modules in the physician's private practice.

You can also use the monitor to view the current status of examinations and findings directly and to select the next step in examination.



Evaluation software
(here with the Rayleigh equation)

OCULUS HMC ANOMALOSCOPE

Technical Data

Examination settings and color presentation wavelengths acc. to DIN 6160.

Mains supply:	115 or 230 V AC, 50 to 60 Hz, 30 VA
Weight:	Approx. 12.13 lbs (5.5 kg) without accessories
Interface:	RS 232/V24, Dub D-jack, 9-pole
Neutral adaptation:	White light, comparable to standard "C" light source (6750 K)
Test field:	Viewing angle 2°, horizontally split, created by two Ulbricht spheres for high homogeneity
Diopter compensation:	± 6 D
Color vision tests used:	Red-green color vision test acc. to Rayleigh Blue-green color vision test acc. to Moreland
Dimensions: (W x D x H):	
HMC Anomaloscope:	9.65" x 14.02" x 12.40" – 16.14" (245 x 356 x 315 – 410 mm)
Control unit with display:	3.23" x 5.98" x 1.77" (82 x 152 x 45 mm)
Angle of view:	35° to 55° (adjustable)

Oculus is certified
according to TÜV
ISO9001/EN46001

CE According to Medical Device Directive 93/42/EEC




www.oculus.de

Oculus Inc.
P.O. Box 1007 • 18902 NE 150th Street
Woodinville • WA 98072-1007
Toll free ++1-888-284-8004
Fax ++1-425-867-1881
e-mail: sales@oculususa.com
www.oculususa.com

OCULUS
Optikgeräte GmbH
Postfach • D-35549 Wetzlar
e-mail: sales@oculus.de
Tel. ++49-641-2005-0
Fax ++49-641-2005-295

OCULUS Vertriebsges.mBH
Spitzzicken 77
A-7501 Rotenturm
e-mail: office@oculus.at
Tel. ++43-3352-338-67
Fax ++43-3352-338-68



We Focus on Progress